

Technical Disclosure Commons

Defensive Publications Series

March 27, 2018

Secure Modular Scalable Management for Rack Mount Switches

John Norton
Hewlett Packard Enterprise

David Koenen
Hewlett Packard Enterprise

Follow this and additional works at: https://www.tdcommons.org/dpubs_series

Recommended Citation

Norton, John and Koenen, David, "Secure Modular Scalable Management for Rack Mount Switches", Technical Disclosure Commons, (March 27, 2018)
https://www.tdcommons.org/dpubs_series/1114

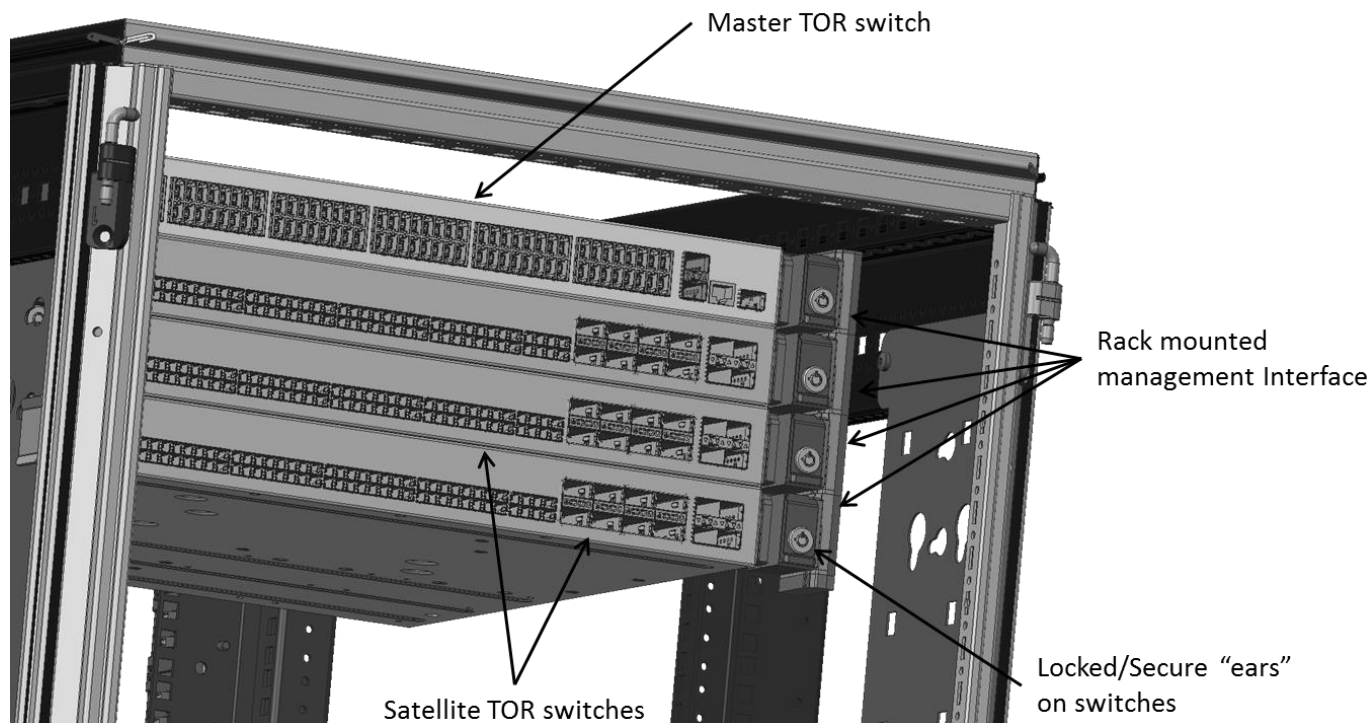


This work is licensed under a [Creative Commons Attribution 4.0 License](https://creativecommons.org/licenses/by/4.0/).

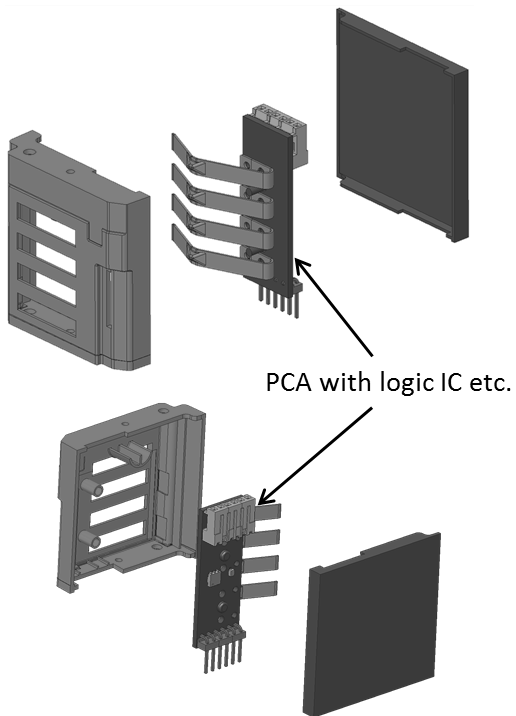
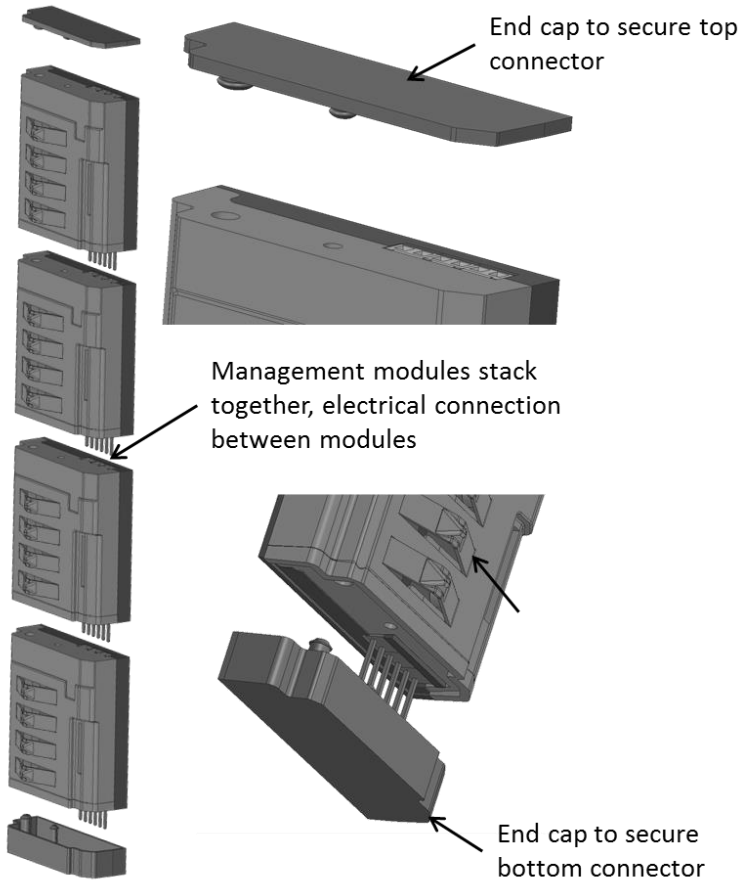
This Article is brought to you for free and open access by Technical Disclosure Commons. It has been accepted for inclusion in Defensive Publications Series by an authorized administrator of Technical Disclosure Commons.

Secure Modular Scalable Management for Rack Mount Switches

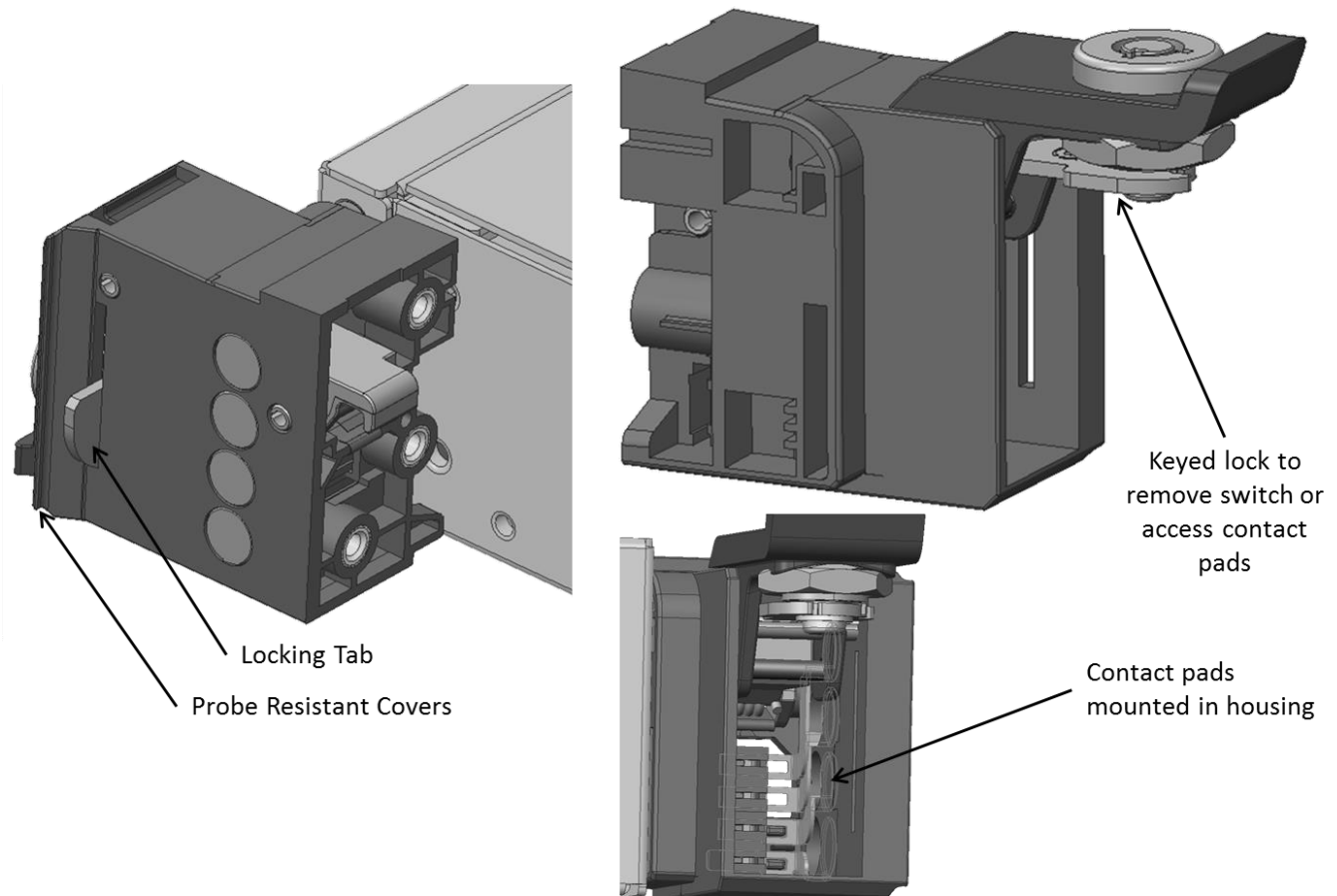
Next generation rack mount switches will be required to support a higher bandwidth densities through the faceplate as switch ASICs grow in lane count. Management interfaces in switches currently take up that valuable faceplate space. In addition, the server market is looking for an ever increasing ability to scale out infrastructure and configure to specific workloads. This scalable management interface for switches is external to the switch chassis, integrated into the rack, and physically secure. The image below shows an overview of the system.



The implementation shown above consists of rack mounted 1U management modules that interlock mechanically and connect electrically between each other. External "ears" mounted to switches in the corresponding rack positions mate to contacts on the management modules.



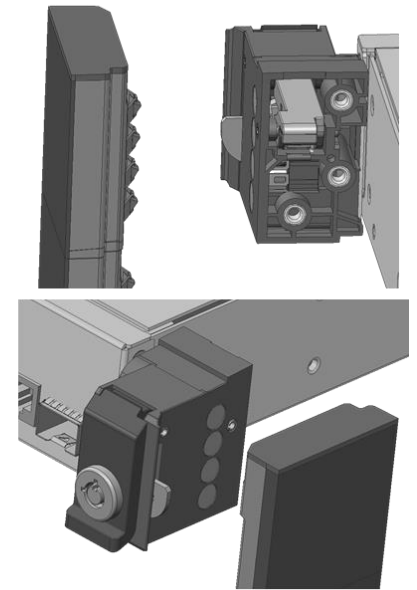
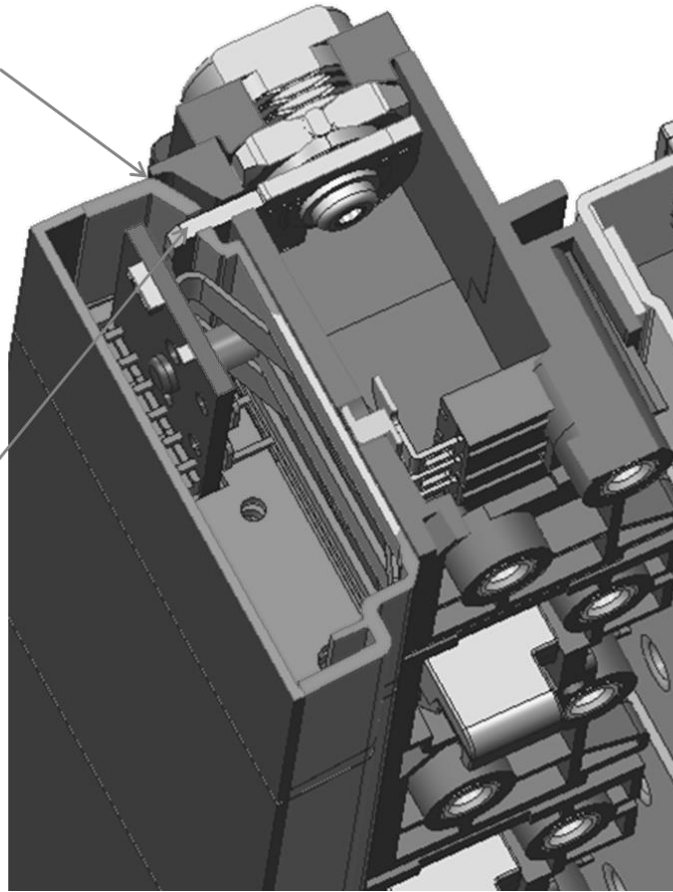
The management modules, shown above, consist of a housing and PCA with management IC, logic, spring contact and connectors. The ears mounted to the side of the switch electrical mate to the management module through the spring contacts and contact pads.



In addition, management modules are equipped with a locking mechanism to prevent unauthorized access. The housing of the ears shields the clearance gap between the module and the contact area of the ears to prevent "probing" or "sniffing" of management signals. The probe resistant cover ensures secure communication across the management network. Show below, are additional images that illustrate the electrical connection between the switch and the module, as well as detailed views of the security features.

Ear housing expands
over small clearance
gap to prevent
probing

Lock engaged with
management
interface



This solution is modular, thus can scale as additional switches are added to a network, simply expanding the management ring. By moving the management portion of the switch into the area in front of the rack posts/rails, valuable faceplate space is freed up for networking I/O.

Disclosed by:
John Norton – Hewlett Packard Enterprise
David Koenen – Hewlett Packard Enterprise